




Almost a Fish

Read, create and leap into play!





Almost a Fish

Julianna Negri and Evie Barrow

Audrey is an axolotl, who just doesn't know it yet! Fall in love with this adorable and unique creature as she embarks on an underwater journey of self-discovery and meets an array of animal friends along the way. With its important message of connection and identity, *Almost a Fish* is an enchanting 'who-am-I' story, perfect for sharing with your child!



Create and Play

Make Your Own Audrey Puppet

- Cut out the body parts then assemble your own axolotl puppet! Can you put on a show?
- Take your Axolotl puppet on a journey around your house!

Create a home for Audrey!

- Find a box, a baking tray or small tub and create an underwater world.

Be imaginative and use materials you may find in your cupboard! Dried chickpeas or beans could be the riverbed. Look for rocks and leaves in the garden that you could add. If you have craft materials, pipe cleaners or wool could make great reeds. What else does Audrey need for her home?

Mix and Match Activity

- Develop visual discrimination skills with this cut and paste activity. Cut out the pieces, then help your child to match them to and glue in the correct place.
- Identify and label the different body parts then display the finished work somewhere special!

Make an 'All About Me' photo book with your child



Read with curiosity and wonder as you dive into *Almost a Fish*. Take it slow, there is so much to see and enjoy in the beautiful illustrations. Give expression and emphasis to the words in italics - this will help your child understand the meaning of the words, developing their awareness and interest in language. Have fun and read using different voices for each animal. When reading is enjoyable for your child they will want to do it more and more!



Talk about the different animal friends Audrey meets along the way. Discuss their special features and point out what is the same and what is different. Share in this interest together by looking in a mirror! Point to your features and theirs. Talk about what they can see is different and what is the the same. Have family photos on the wall at eye level so that children develop an understanding of themselves and where they fit in.



Sing

The Axolotl Pokey

*You put your tail in you put your tail out
You put your tail in and you shake it all about
You do the Axolotl Pokey and then turn around
That's what it's all about!*

You could put your *gills* in or what about your *eyes* ...?
Check out the diagram on page 5 for ideas.



Learning

Through interactions with friends and family your child will begin to feel connected to others and develop their sense of self.

Pack a picnic and have a Nature Walk! Opportunities and experiences where your child can interact with others will develop their social skills and build their self-esteem.

And don't forget to pack a book!

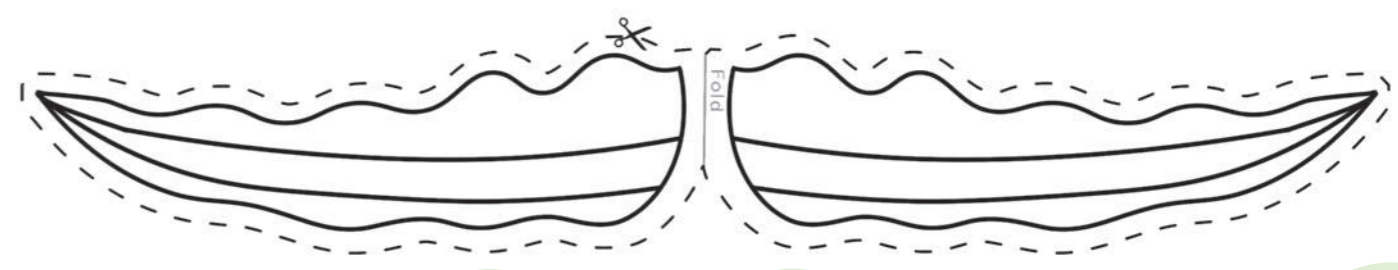
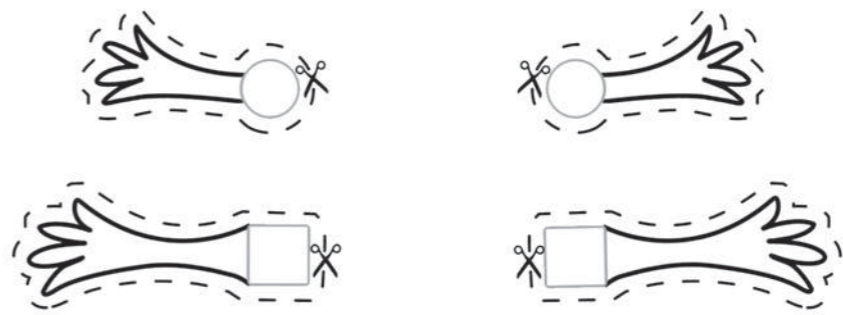
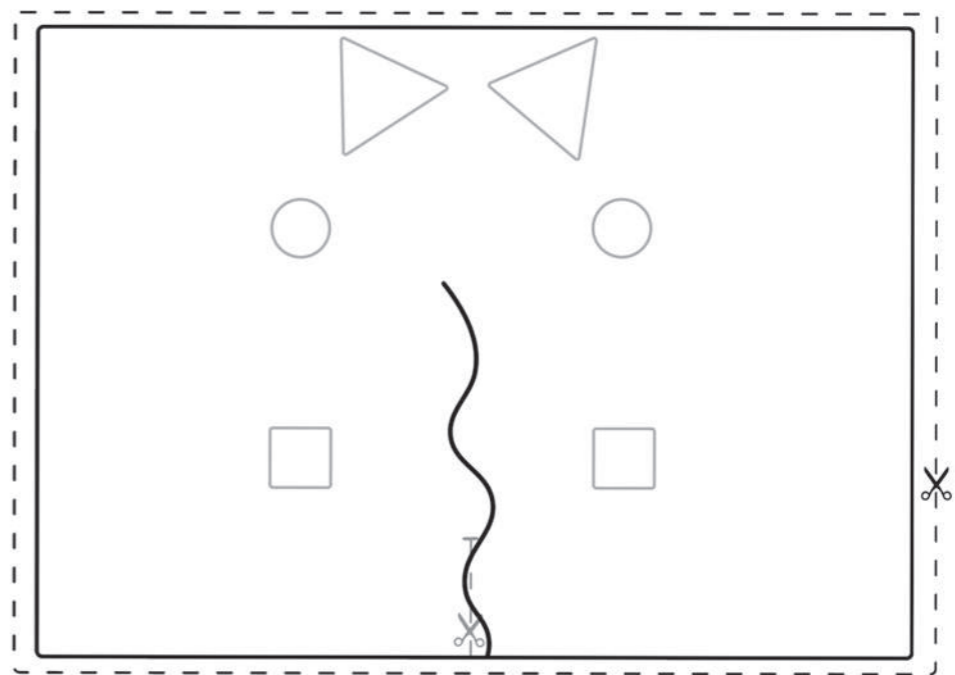
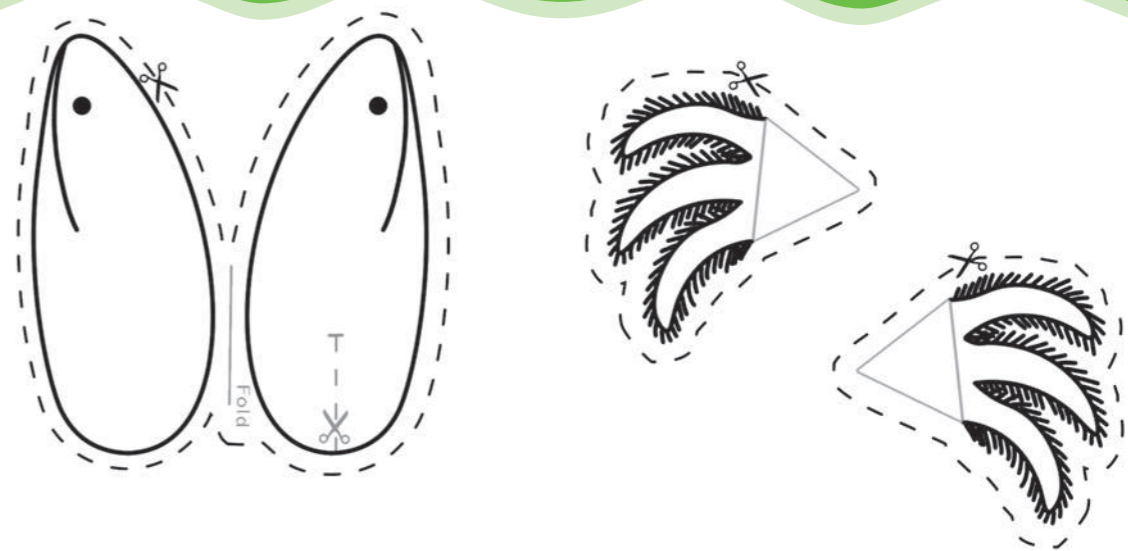



Axolotls are AMAZING!
Scan the code to watch and find out more!



Make your own Audrey puppet!

Follow these steps...



Audrey is ready for her first adventure!



Let's be Scientists ...and learn together

I'm an axolotl. I eat, sleep and play under water!

I can breathe under water using my **feathery gills**. You can make some by putting your hands on top of your head and wiggling your fingers!

I grow to about **15cm - 45cms**. Use your Croc ruler to see how long that is.

my **tail** helps me swim. Can you point to it?

Small **eyes** without eyelids

Tadpole-like **tail**

Dorsal **fin**

Front legs (4 fingers)



I am **carnivorous**. I eat worms, shrimps and small fish.

I can **walk under water**. Can you count my limbs?

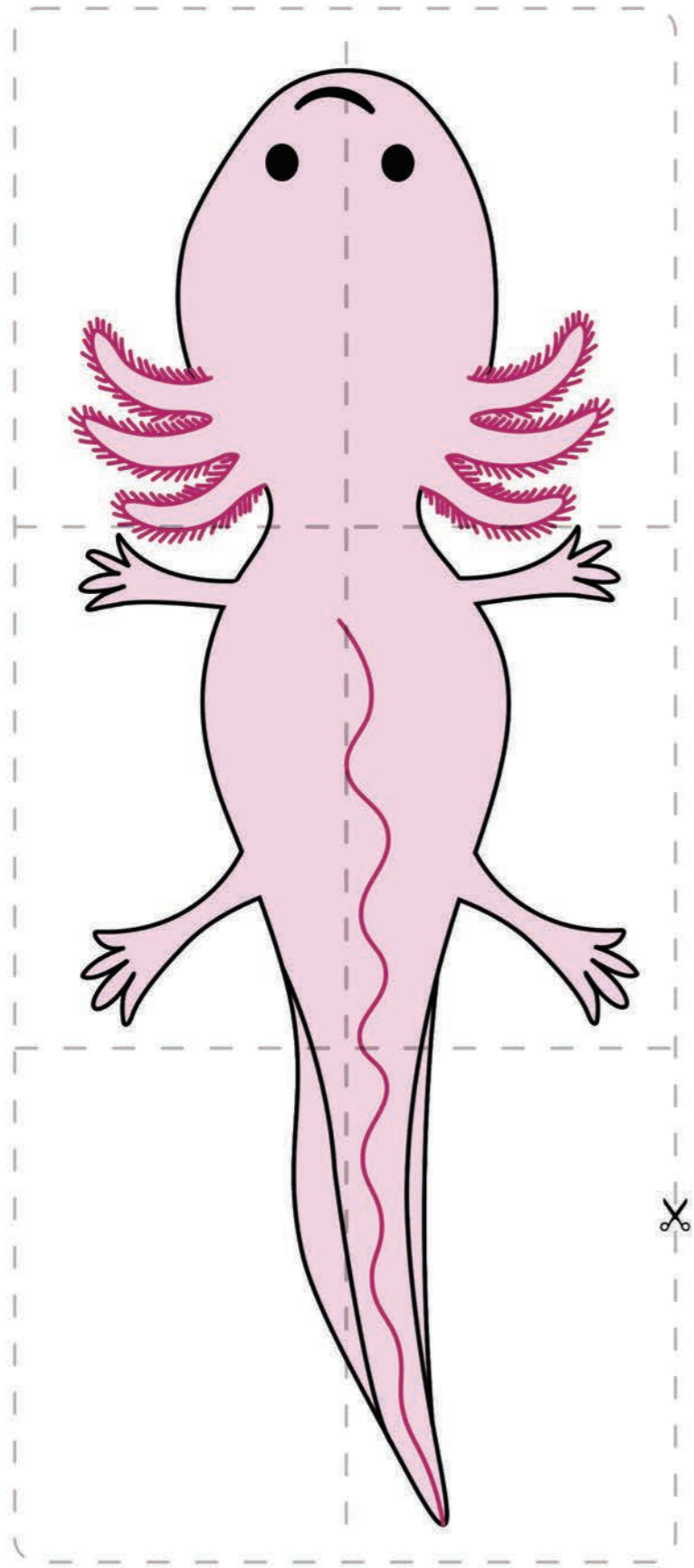
Hind legs (5 fingers)

Audrey axolotl mix and match puzzle

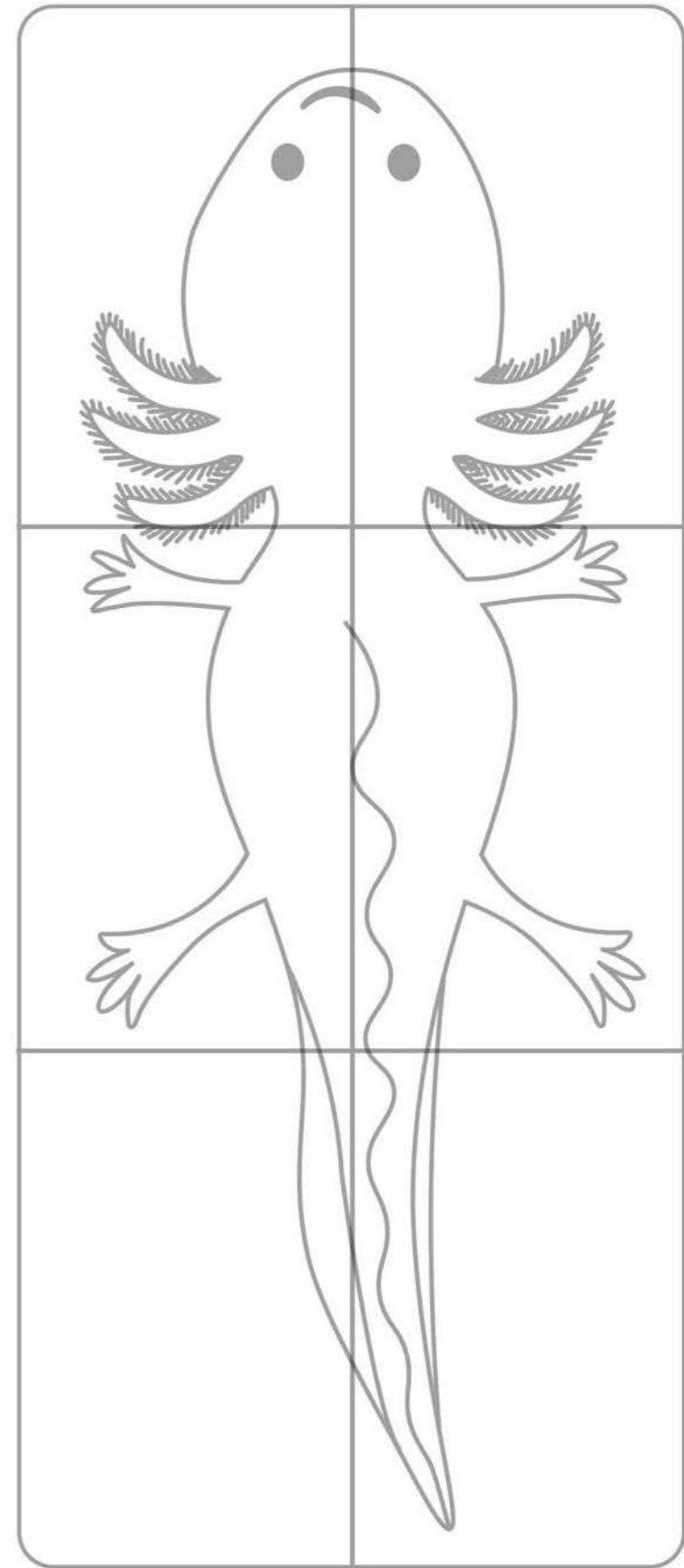
Follow these steps...



Cut out each rectangle and mix up Audrey's body parts



Find Audrey's body parts and complete the Audrey puzzle



Little Axolotls

1 little, 2 little, 3 axolotls
 4 little, 5 little, 6 axolotls
 7 little, 8 little, 9 axolotls
 10 little axolotls

10 little, 9 little, 8 axolotls
 7 little, 6 little, 5 axolotls
 4 little, 3 little, 2 axolotls
 1 little axolotl

Actions: Clap hands on each number.

Practicing counting from 1-10 and then 10-1 while singing the little axolotls song.







Name the Animals

In the story Audrey meets a range of animals before she finds Amy.
 The names **Audrey** and **Amy** both start with the same letter as the word **axolotl** - **A**.

Can you give each animal a name that starts with the same letter as the name of the animal?

For example: Fish – Freddie Fish, Fran Fish

	Animal	Name
	Fish	
	Guinea Pig	
	Monkey	
	Bird	

